




SkiJack®
www.skijack.no



SkiJack holds:

6 pairs Cross Country Racing Skis



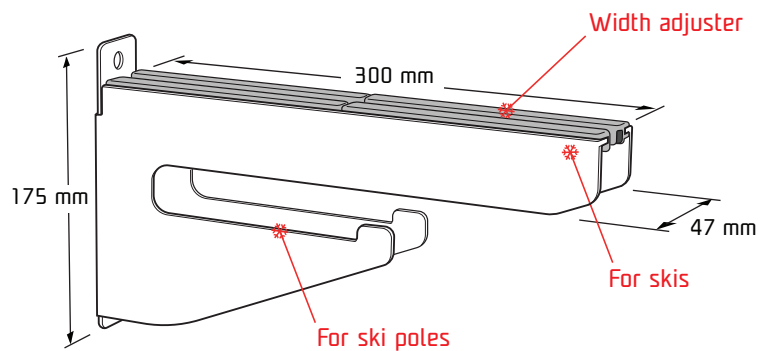
2 pairs Downhill skis



2 Snowboards



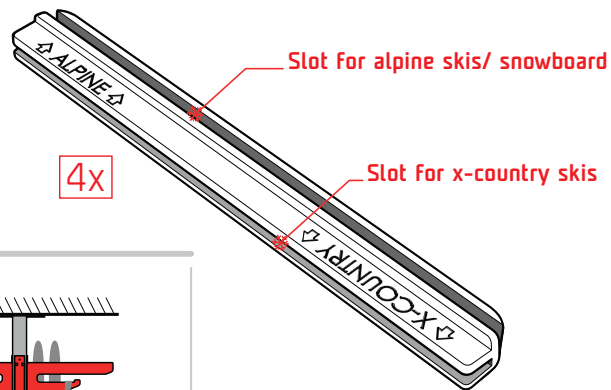
Skijack - ski storage system



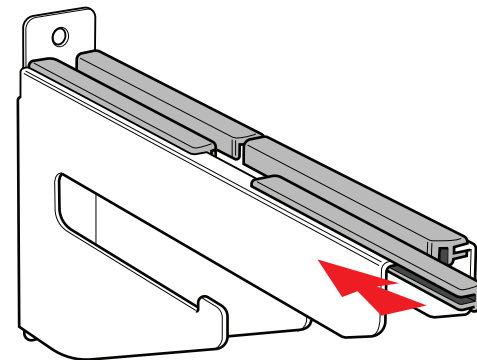
Width adjuster

Skijack comes with 4 adjusters. These need to be fixed to the Skijack and will fit a variety of ski thicknesses.

Underneath the adjusters the text indicates which slot you should use to hang either x-country or alpine skis.



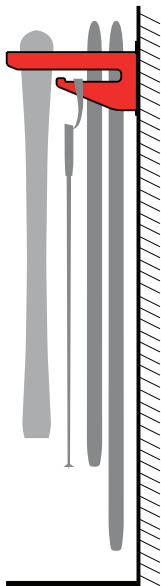
Push and slide the adjusters in place on the Skijack.



Wall mounted

Screw Skijack to the wall. Be sure to check that the longest pair of skis hang clear of the floor.

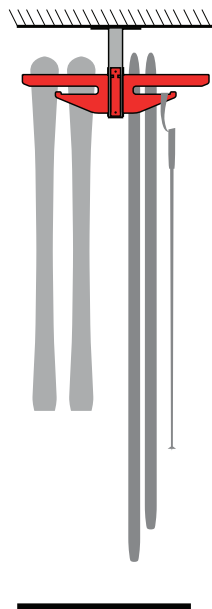
Strap the pair of skis together before they are positioned on the Skijack.



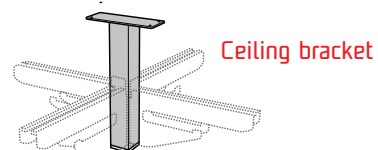
Ceiling mounted

Screw Skijack to the ceiling bracket. Be sure to check that the longest pair of skis hang clear of the floor.

Strap the pair of skis together before they are positioned on the Skijack.



Accessories (sold separately)



Straps for cross country skis



Straps for alpine skis

